






LIGHT FIXTURES OPAL POLYCARBONATE LENS - DIRECT (DOWN) LIGHTING

CATALOG NO.	IMAGE	SIZE	COLOR TEMP.	WATTS	LUMENS
SCX-2FT-20W-30K-D		2FT	3000K	20W	2240
SCX-2FT-20W-35K-D		2FT	3500K	20W	2300
SCX-2FT-20W-40K-D		2FT	4000K	20W	2360
SCX-2FT-20W-50K-D		2FT	5000K	20W	2420
SCX-3FT-30W-30K-D		3FT	3000K	30W	3360
SCX-3FT-30W-35K-D		3FT	3500K	30W	3450
SCX-3FT-30W-40K-D		3FT	4000K	30W	3540
SCX-3FT-30W-50K-D		3FT	5000K	30W	3630
SCX-4FT-40W-30K-D		4FT	3000K	40W	4480
SCX-4FT-40W-35K-D		4FT	3500K	40W	4600
SCX-4FT-40W-40K-D		4FT	4000K	40W	4720
SCX-4FT-40W-50K-D		4FT	5000K	40W	4840
SCX-6FT-60W-30K-D		6FT	3000K	60W	6720
SCX-6FT-60W-35K-D		6FT	3500K	60W	6900
SCX-6FT-60W-40K-D		6FT	4000K	60W	7080
SCX-6FT-60W-50K-D		6FT	5000K	60W	7260
SCX-8FT-80W-30K-D		8FT	3000K	80W	8960
SCX-8FT-80W-35K-D		8FT	3500K	80W	9200
SCX-8FT-80W-40K-D		8FT	4000K	80W	9440
SCX-8FT-80W-50K-D		8FT	5000K	80W	9680

CORNER FIXTURE MODULES (LIGHTED)

CATALOG NO.	IMAGE	COLOR TEMP.	LUMENS
SCX-L-30K		3000K	508
SCX-L-35K		3500K	575
SCX-L-40K		4000K	616
SCX-L-50K		5000K	660
SCX-T-30K			3000K
SCX-T-35K	3500K		726
SCX-T-40K	4000K		787
SCX-T-50K	5000K		854
SCX-X-30K			3000K
SCX-X-35K		3500K	863
SCX-X-40K		4000K	944
SCX-X-50K		5000K	1037
SCX-IC-30K			3000K
SCX-IC-35K	3500K		726
SCX-IC-40K	4000K		787
SCX-IC-50K	5000K		854


LOUVER VERSION

CATALOG NO.	IMAGE	SIZE	LUMENS @ 4000K
-------------	-------	------	----------------






ADD THIS OPTION TO THE FIXTURE AND LOUVER WILL BE INSTALLED. LOUVERS INCLUDE LENS INSIDE.

OPT-SCX-LUV-2FT		2FT	2160
OPT-SCX-LUV-3FT		3FT	3240
OPT-SCX-LUV-4FT		4FT	4320
OPT-SCX-LUV-6FT		6FT	6480
OPT-SCX-LUV-8FT		8FT	8640

INDIRECT (UP) LIGHTING OPTION

CATALOG NO.	IMAGE	SIZE	COLOR TEMP.	WATTS	LUMENS
ORDER THIS OPTION AND INDIRECT (UP) LIGHTING WILL BE ADDED ON TOP (WITH LENS). THE END PRODUCT WILL BE A DIRECT/INDIRECT FIXTURE.					
OPT-SCX-ULM-2FT-8W-30K		2FT	3000K	8W	800
OPT-SCX-ULM-2FT-8W-35K		2FT	3500K	8W	824
OPT-SCX-ULM-2FT-8W-40K		2FT	4000K	8W	840
OPT-SCX-ULM-2FT-8W-50K		2FT	5000K	8W	864
OPT-SCX-ULM-3FT-12W-30K		3FT	3000K	12W	1200
OPT-SCX-ULM-3FT-12W-35K		3FT	3500K	12W	1236
OPT-SCX-ULM-3FT-12W-40K		3FT	4000K	12W	1260
OPT-SCX-ULM-3FT-12W-50K		3FT	5000K	12W	1296
OPT-SCX-ULM-4FT-16W-30K		4FT	3000K	16W	1600
OPT-SCX-ULM-4FT-16W-35K		4FT	3500K	16W	1648
OPT-SCX-ULM-4FT-16W-40K		4FT	4000K	16W	1680
OPT-SCX-ULM-4FT-16W-50K		4FT	5000K	16W	1728
OPT-SCX-ULM-6FT-24W-30K		6FT	3000K	24W	2400
OPT-SCX-ULM-6FT-24W-35K		6FT	3500K	24W	2472
OPT-SCX-ULM-6FT-24W-40K		6FT	4000K	24W	2520
OPT-SCX-ULM-6FT-24W-50K		6FT	5000K	24W	2592
OPT-SCX-ULM-8FT-32W-30K		8FT	3000K	32W	3200
OPT-SCX-ULM-8FT-32W-35K		8FT	3500K	32W	3296
OPT-SCX-ULM-8FT-32W-40K		8FT	4000K	32W	3360
OPT-SCX-ULM-8FT-32W-50K		8FT	5000K	32W	3456

SUSPENDED MOUNTING ACCESSORIES (Not Included)

CATALOG NO.	IMAGE	DESCRIPTION
SCL-CS		ADJUSTABLE 6FT 1/16" AIRCRAFT CABLE SUSPENSION KIT WITH CANOPY FOR CEILING OR T-BAR SUFFICIENT FOR UP TO 6FT FIXTURE
SCL-CS3		ADJUSTABLE 6FT 1/16" AIRCRAFT CABLE SUSPENSION KIT WITH CANOPY FOR CEILING OR T-BAR FOR 8FT FIXTURES
SCL-6FT-SJTW18/5		6FT WHITE CORD, SJTW 18 AWG 5-CONDUCTOR (BLACK, WHITE, GREEN + PURPLE & GRAY FOR 0-10V DIMMING)
SCL-6FT-SJTW18/5-100FT		100FT ROLL OF WHITE CORD, SJTW 18 AWG 5-CONDUCTOR (BLACK, WHITE, GREEN + PURPLE & GRAY FOR 0-10V DIMMING)
SCL-6FT-SJTW18/5-100FT-BK		100FT ROLL OF BLACK CORD, SJTW 18 AWG 5-CONDUCTOR (BLACK, WHITE, GREEN + PURPLE & GRAY FOR 0-10V DIMMING)
SCL-6FT-SJTW18/6-100FT		100FT ROLL OF WHITE CORD, SJTW 18 AWG 6-CONDUCTOR (BLACK, WHITE, GREEN + PURPLE & GRAY FOR 0-10V DIMMING + RED FOR BACKUP INVERTOR)
SCL-ASC-500FT		1/16" 500 FT. STEEL AIRCRAFT SUSPENSION CABLE


SUSPENSION ROD KITS

CATALOG NO.	DESCRIPTION	SIZE
SCL-RS-12		12 INCH
SCL-RS-18		18 INCH
SCL-RS-24		24 INCH
SCL-RS-36		36 INCH
SCL-RS-48		48 INCH


LINKING

DESCRIPTION
<p>FIXTURES ARE EQUIPED WITH PRE-INSTALLED LINKING BRACKETS AND ACCESSORIES AND ONLY NEED TO BE WIRED TOGETHER. TO RECEIVE A FIXTURE PREWIRED FOR LINKING ORDER ONE OF THE OPTION BELOW FOR EACH LINK TO ANOTHER FIXTURE OR TO A CORNER FIXTURE MODULE.</p> <p>OPT-SCX-LINKWIRING</p>

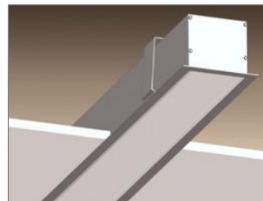
SURFACE MOUNTING

DESCRIPTION
<p>YOU DO NOT NEED TO ORDER ANY ACCESSORIES.</p> <p>SCREW AND ANCHOR KIT PROVIDED WITH EACH FIXTURE CAN BE USED TO FASTEN THE FIXTURE DIRECTLY TO THE HARD SURFACE THROUGH THE HOLES ON TOP OF THE FIXTURE.</p>



WALL MOUNTING

CATALOG NO.	IMAGE AND DESCRIPTION	SIZE
<p>ORDER THIS OPTION AND WALL MOUNTING BRACKETS WILL BE INSTALLED ON BACK OF FIXTURE. CONNECTION CABLES WILL ENTER THE FIXTURE THROUGH ONE OF THESE WALL-MOUNTING BRACKETS. ON YOUR PURCHASE ORDER SPECIFY THE POSITION OF YOUR WIRE ENTRY FROM THE WALL AND THE BRACKETS WILL BE INSTALLED ON THE BACK ACCORDINGLY.</p>		
OPT-SCX-WM-2FT		2FT
OPT-SCX-WM-3FT		3FT
OPT-SCX-WM-4FT		4FT
OPT-SCX-WM-6FT		6FT
OPT-SCX-WM-8FT		8FT

RECESSED MOUNT WITH FLANGE

CATALOG NO.	IMAGE AND DESCRIPTION	SIZE
<p>ORDER THIS OPTION AND THE FIXTURE WILL BE EQUIPED WITH A 3/8" WIDE FLANGE ON FOUR SIDES. ADVANCE DESIGN TOGGLE STYLE BRACKETS WILL ALSO BE PROVIDED, TO ADJUST AND HOLD THE FIXTURE AGAINST DRYWALL OR OTHER HARD CEILING FROM THE TOP.</p>		
<p>WHEN LINKING TO ANOTHER FIXTURE OR CORNER MODULE CALL US OR SEND A COPY OF YOUR PLAN ALONG WITH YOUR PO AND FLANGES WILL BE REMOVED ON THOSE ENDS THAT NEED TO MAKE A SEAMLESS CONNECTIONS.</p>		
OPT-SCX-FMR-2FT		2FT
OPT-SCX-FMR-3FT		3FT
OPT-SCX-FMR-4FT		4FT
OPT-SCX-FMR-6FT		6FT
OPT-SCX-FMR-8FT		8FT


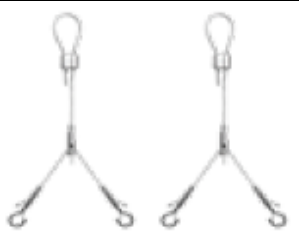

FLANGELESS RECESS MOUNT IN DRYWALL (MUD-IN)

CATALOG NO.	IMAGE AND DESCRIPTION	SIZE	
<p>ORDER THIS OPTION AND THE FIXTURE WILL BE EQUIPED WITH MUD-IN BRACKETS ON <u>ALL FOUR SIDES</u>, MOUNTED AT 1/16" FROM THE LENS SURFACE (SPECIFY IF OTHER SPACING IS NEEDED). ADVANCE DESIGN TOGGLE STYLE BRACKETS WILL ALSO BE PROVIDED, TO ADJUST AND HOLD THE FIXTURE AGAINST DRYWALL CEILING FROM THE TOP.</p>			
<p>WHEN LINKING TO ANOTHER FIXTURE OR CORNER FIXTURE MODULE CALL US OR SEND A COPY OF YOUR PLAN ALONG WITH YOUR PO AND FLANGES WILL BE REMOVED ON THOSE ENDS THAT NEED TO MAKE A SEAMLESS CONNECTION.</p>			
OPT-SCX-MIF-2FT		2FT	
OPT-SCX-MIF-3FT		3FT	
OPT-SCX-MIF-4FT		4FT	
OPT-SCX-MIF-6FT		6FT	
OPT-SCX-MIF-8FT		8FT	
OPT-SCX-MIF-L		L	
OPT-SCX-MIF-T		T	
OPT-SCX-MIF-X		X	
OPT-SCX-MIF-IC		IC	INSIDE CORNER

T-BAR INSTALLATION

CATALOG NO.	IMAGE	SIZE	DESCRIPTION
<p>ADD THIS OPTION AND 3/8" WIDE FLANGES WILL BE INSTALLED ON THE TWO LONG SIDES OF THE FIXTURE. THE TWO ENDS OF THE FIXTURE WILL FALL ONTO THE T-BAR GRIDS AND WILL BE SUPPORTED THIS WAY. THE T-BAR TILES ON THE TWO SIDES OF THE FIXTURE MUST BE CUT TO ALLOW FOR THE WIDTH OF THE FIXTURE. THE TILES WILL FALL ONTO AND BE SUPPORTED BY THE FLANGES ON BOTH SIDES OF THE FIXTURE. IF YOU PLAN TO SUPPORT THE FIXTURE BY THE GRIDS ON THREE SIDES AND TILE ON ONE SIDE, CALL US OR SPECIFY ON YOUR PO AND FLANGE WILL BE INSTALLED ONLY ON ONE SIDE OF THE FIXTURE.</p>			

TO PROVIDE SAFETY AND SUPPORT FROM THE BEAMS ABOVE THE T-BAR CEILING ORDER 10FT OR 20FT AIRCRAFT SUSPENSION

OPT-SCX-TBAR-2FT		2FT
OPT-SCX-TBAR-4FT		4FT
SCL-GSY10		HEAVY-DUTY ADJUSTABLE 10 FT. 1/16" AIRCRAFT CABLE SUSPENSION KIT WITH Y-CONNECTOR & LOOP GRIPPER & HOOKS
SCL-GSY20		HEAVY-DUTY ADJUSTABLE 20 FT. 1/16" AIRCRAFT CABLE SUSPENSION KIT WITH Y-CONNECTOR & LOOP GRIPPER & HOOKS

FLANGELESS RECESSED INSTALLATION IN WOOD CEILING

YOU DO NOT NEED TO ORDER ANY ACCESSORIES.

MAKE RECESSED PREPARATIONS BY INSTALLING A HORIZONTAL PLANK OF WOOD ON TOP OF THE WOOD CEILING AT RECESSED HEIGHT OF 3-3/8".

SCREW AND ANCHOR KIT PROVIDED WITH EACH FIXTURE CAN BE USED TO FASTEN THE TOP OF THE FIXTURE TO THE WOOD PLANK THROUGH THE HOLES ON TOP OF THE FIXTURE.



COLOR OF YOUR CHOICE

CATALOG NO.	IMAGE	SIZE	DESCRIPTION
-------------	-------	------	-------------

ADD THIS OPTION AND SPECIFY YOUR DESIRED COLOR ON YOUR PURCHASE ORDER OR PROVIDE A SWATCH TO MATCH. FOR PAINTED FLANGED FIXTURES OR OPTIONAL ROD MOUNTING SET PLEASE ALSO ADD THE RELEVANT OPTION BELOW FOR EACH

OPT-SCX-CLR-2FT		2FT	
-----------------	--	-----	--

OPT-SCX-CLR-3FT		3FT	
-----------------	--	-----	--

OPT-SCX-CLR-4FT		4FT	
-----------------	--	-----	--

OPT-SCX-CLR-6FT		6FT	
-----------------	--	-----	--

OPT-SCX-CLR-8FT		8FT	
-----------------	--	-----	--

OPT-SCX-CLR-FMR		ALL	PAINTED FLANGES
-----------------	--	-----	-----------------

OPT-SCX-CLR-RODSET		ALL	PAINTED ROD SET
--------------------	--	-----	-----------------

EMERGENCY BATTERY BACKUP

CATALOG NO.	IMAGE AND DESCRIPTION	SIZE
-------------	-----------------------	------

ADD THIS OPTION FOR 90-MINUTE BATTERY BACKUP INSTALLATION. IF ORDERING A SERIES OF THIS FIXTURE TO LINK CALL US OR SPECIFY ON YOU PURCHASE ORDER ON WHICH FIXTURES TO INSTALL THE BACKUP AND WHERE YOU WOULD LIKE THE TEST

OPT-EM-CM1INT		2FT
---------------	--	-----

OPT-EM-CM1INT		3FT
---------------	--	-----

OPT-EM-CM1INT		4FT
---------------	--	-----

OPT-EM-CM1INT		6FT
---------------	--	-----

OPT-EM-CM2INT		8FT
---------------	--	-----

MICROWAVE BI-LEVEL MOTION SENSOR

CATALOG NO.	DESCRIPTION
-------------	-------------

THIS OPTION INSTALLS AN ADVANCED MOTION SENSOR THAT WILL TURN THE LIGHTS ON WHEN THE AREA IS OCCUPIED. WHEN THE AREA IS CLEARED, AFTER A PRESET HOLD TIME OF 5 SECONDS OR MORE THE LIGHTS ARE DIMMED TO A STANDBY LEVEL OF 30% OR MORE. IF STILL NO MOTION IS DETECTED AFTER THE STANDBY PERIOD, THE LIGHTS ARE TURNED OFF. ALL SETTINGS ARE PROGRAMMABLE WITH A REMOTE CONTROL.

OPT-SCX-SEN2US	MOTION SENSOR	
----------------	---------------	--

OPT-SCX RC	OPTIONAL REMOTE CONTROL FOR SENSOR	
------------	------------------------------------	--